







# 11. Objectives & Policies Table

This table relates the various neighbourhood plan objectives with the planning policies. This helps to demonstrate how the objectives will be delivered through the planning policy framework contained within the neighbourhood plan.

Chapter & Policy	Neighbourhood Plan Objectives
 <b>Heritage &amp; Design</b>	
DH1.1	1,2,3,4,5,6
DH1.2	1,2,3,4,5,6,8
DH1.3	1,2
DH1.4	2,4
DH1.5	2
DH1.6	1
DH1.7	3,6,7,8
DH1.8	1,7
DH1.9	1,3,7
DH1.10	1,7
DH1.11	1,2,7
DH1.12	1,2,3,7
DH1.13	1,6,7

DH1.14	1,6,7
 <p><b>Community &amp; Culture</b></p>	
CC2.1	6,8
CC2.2	6,8
CC2.3	6,8
CC2.4	6,8
CC2.5	6,8
CC2.6	6,8
CC2.7	6,8
 <p><b>Business &amp; Employment</b></p>	
BE3.1	1,3
BE3.2	3,7
BE3.3	1,3,6
BE3.4	2,3
 <p><b>Access &amp; Movement</b></p>	
AM4.1	5,6

AM4.2	5,6
AM4.3	5,6
AM4.4	5,6
AM4.5	5,6
AM4.6	2,7
AM4.7	3,6
 <b>Infrastructure</b>	
IN5.1	3,6
IN5.2	3,4,6
IN5.3	3,4,8
IN5.4	2,4
IN5.5	3,6
 <b>Housing</b>	
HO6.1	1,2,3,4
HO6.2	1,2,3,4
HO6.3	3,4,8
HO6.4	1,2,3,4



### Landscape & Natural Environment

LN7.1	2,6
LN7.2	2
LN7.3	2,6
LN7.4	2,6
LN7.5	2
LN7.6	2,6
LN7.7	2,5,6,7
LN7.8	2,6
LN7.9	2,7
LN7.10	2,6,7
LN7.11	2,6,7
LN7.12	1,2,6,7
LN7.13	2,6,7
<b>Total policies = 54, plus 23 Local Green Space Designations</b>	